

IMPORTANT EVERGRAIN® AND ENVISION® PRODUCT INFORMATION

- **DECKING PRODUCTS BEGIN TO AGE AS SOON AS THEY ARE EXPOSED TO NATURE. BUILDINGS EXPERIENCE AGING FACTORS DIFFERENTLY, SO IT IS DIFFICULT TO PREDICT HOW LONG DECKING PRODUCTS WILL LAST. THAT'S WHY TAMKO PROVIDES A 25-YEAR LIMITED WARRANTY FOR EVERGRAIN AND ENVISION THAT INCLUDES A BINDING ARBITRATION CLAUSE AND OTHER TERMS AND CONDITIONS WHICH ARE INCORPORATED HEREIN BY REFERENCE. YOU MAY OBTAIN A COPY OF THE LIMITED WARRANTY AT ENVISIONDECKING.COM OR BY CALLING 1-800-641-4691.**
- Make safety of the workplace the prime consideration. Always wear the proper protective clothing and safety equipment and adhere to all safety guidelines contained herein.
- MODIFICATION TO THE BOARD, OTHER THAN AS STATED IN THESE INSTALLATION INSTRUCTIONS (SUCH AS CUTTING TO LENGTH, DRILLING FASTENER HOLE, ETC), MAY COMPROMISE THE INTEGRITY OF THE BOARD WHICH COULD LEAD TO PREMATURE DEGRADATION.
- EverGrain and Envision is specially made with natural board to board color variation. **Layout and view all boards prior to cutting and fastening to ensure the desired look is achieved.**
- As with all walking surfaces, decking products located in higher traffic areas may show wear earlier than other areas. Dragging furniture or other objects across the product will cause surface scratches.
- Discuss any desired material changes, including color issues, with the supplier prior to cutting or fastening the decking to the structure.
- The weathering process for EverGrain and Envision decking products will vary due to region, climate, rain, sunlight exposure, etc. Some variations in decking shade will appear due to weathering that will occur at the supplier's yard prior to shipment and due to different lots. For best results, use material from the same date code (stamped on the bottom of boards) whenever possible.
- The color of EverGrain and Envision decking products will usually weather to a lighter shade after several months of exposure to the environment. Color may vary across profiles.
- EverGrain and Envision decking have a more flexible feel than wood primarily during the heat of summer. This is a natural condition that will not affect the ability of the decking. For a more rigid feel, reduce joist span spacing by 4".
- EverGrain and Envision decking and railing products must be installed in accordance with the installation instructions. Deviations from these instructions may result in unsatisfactory performance, create a potential safety hazard and may exclude coverage of the Limited Warranty.
- EverGrain and Envision decking products must never be applied directly to any solid surface (concrete, membranes, etc.) or in conjunction with systems where inadequate drainage or improper ventilation are found. There must be proper ventilation and adequate air circulation underneath the deck to promote the evaporation of any water or moisture.
- Fire and other sources of excessive heat may damage EverGrain and Envision deck boards. Damage caused by fire or other heat sources may include melting, sagging, warping, discoloration, charring, increased expansion or contraction, accelerated weathering, etc.
- Low-E glass is one potential source of excessive heat because it is designed to reflect more sunlight than traditional glass. This enhanced reflectivity combined with any irregularity in the window glass can concentrate sunlight onto the deck and cause heat build-up on areas of the deck surface. When this occurs, damage to EverGrain or Envision decking is possible. Contact the manufacturer of the product which contains the Low-E glass for suggestions to reduce or eliminate the reflected heat.
- Composite decking will retain heat when exposed to direct or reflected sunlight. Exercise caution if walking barefoot as footwear may be required.

LUMBER SIZES & DIMENSIONS

Nominal Size	Actual Size
1" x 6" x (12', 16' or 20') EverGrain and Envision	15/16" x 5-1/2"
2" x 6" x (12', 16' or 20') EverGrain only	1-7/16" x 5-1/2"
8" EverGrain Skirting (12')	1/2" x 7-1/4"
12" EverGrain Skirting (12')	1/2" x 11-7/8"
12" Envision Skirting (12')	7/16" x 12"
All Tolerances +/- 1/16"	

DECKING SPAN CHART

Maximum center-to-center spans with a minimum of three joists are shown below. EverGrain and Envision decking products must not be applied to a solid surface.

Center-To-Center Span

Board Size	Span ¹ (90°)	Span ¹ (up to 45°)	Stair Tread ²
1" x 6"	16"	12"	12"
2" x 6"	24"	16"	16"

¹ Live Load Rating of 100 lb/ft².

² Continuous two-span installation.

EverGrain and Envision decking have a more flexible feel than wood primarily during the heat of summer. This is a natural condition that will not affect the ability of the decking. For a more rigid feel, reduce joist span spacing by 4". Decking must not be cantilevered (overhang edge of deck) because structural support is required. EverGrain and Envision decking products are non-structural construction products. The decking products must not be used as a structural member; including joists, load bearing columns, stringers, or beams.

For best results, add an additional joist at the butt joints to increase stiffness.

CUTTING & DRILLING

When working with EverGrain and Envision decking products, saw blades and router bits with carbide tips are recommended. Saw blades must be sharp. The use of dull saw blades will result in damage to the outer layer of Envision boards. For best results, use blades with two teeth per inch. To avoid clogging when drilling holes, frequently remove shavings by raising the drill bit out of the hole.

Modification to the board, other than as stated in these installation instructions (such as cutting to length, drilling fastener hole, etc.) may compromise the integrity of the board which could lead to premature degradation and safety issues.

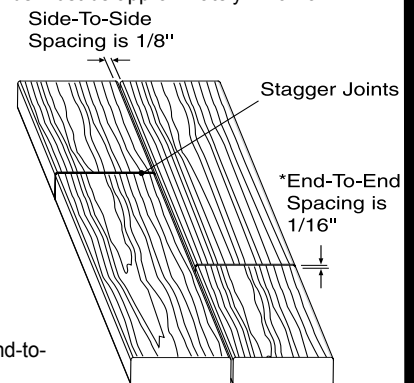
SPACING

EverGrain and Envision decking and skirting products will expand and contract with changes in temperature. The amount of expansion and contraction will vary depending upon board size and temperature. Smaller boards will expand less and larger board sizes will expand more. When installing decking, side-to-side spacing must be a minimum of 1/8" between adjacent boards.

* End-to-end spacing between boards must be approximately 1/16" for every 20-degree increment of temperature difference between

the temperature during installation and the maximum expected summertime temperature in your area. *Butt joints of boards must be staggered. A sister joist must be utilized at the butt joint to provide a greater fastening area.

* EXAMPLE:
80°F at time of installation and a maximum expected summertime temperature of 100°F equals an end-to-end spacing of 1/16".

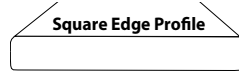


Decking Installation Instructions

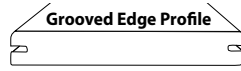
FASTENING

FASTENER SELECTION:

SQUARE EDGE: EverGrain and Envision square edge decking products can be fastened by screws, EG 1-2-3 Hidden Fasteners, CAMO Marksman Pro Hidden Deck Fastening System, or one of many compatible square edge hidden fastening systems available. The chosen fastener manufacturer's installation instructions must be followed. The CAMO Marksman Pro Hidden Fastening System instructions are available at www.camofasteners.com. EG 1-2-3 Hidden Fasteners, CAMO Marksman Pro Hidden Deck Fastening System and other compatible square edge hidden fastening systems may only be used with square edge profiles of EverGrain and Envision.



GROOVED EDGE: EverGrain and Envision grooved edge decking products can be fastened by the EverClip Hidden Fastening System, the Tiger Claw TC-G Hidden Fastening System or one of many compatible grooved edge hidden fastening systems available. The chosen fastener manufacturer's installation instructions must be followed. The EverClip Hidden Fastening System instructions are available at www.tamko.com and Tiger Claw TC-G Hidden Fastening System instructions are available at www.fastenmaster.com. The first and last EverGrain or Envision grooved edge deck board should be face-fastened when using a compatible grooved edge hidden fastening system. Fasteners must be spaced so that no part of the fastener is within 3/4" from the end of the board and 1-3/8" from the edge of the board.



ENVISION Composite Deck Screws and EverGrain Composite Deck Screws are color matched deck screws designed for use with EverGrain and Envision.

When using **WOOD/COMPOSITE SCREWS**, nominal 1" thick boards require a minimum #8 - 2 1/2" or longer screw for fastening. Nominal 2" thick boards require a minimum #8 - 3" or longer screw for fastening.

Consult your building professional to ensure selection of fasteners is compatible with TAMKO's spacing and installation guidelines and also with your joist and substructure material.

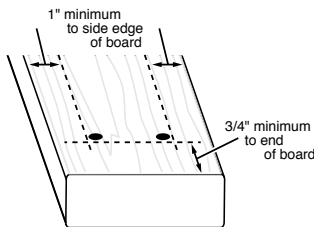
The fastening decision is solely the responsibility of the contractor, installer or homeowner. **TAMKO does not recommend or endorse any specific fastening system.**

FASTENING REQUIREMENTS:

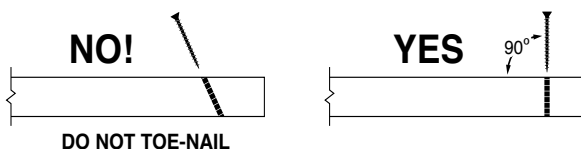
PRE-DRILLING To avoid splitting and cracking, pre-drilling the fastener holes is required near ends and edges of the boards on EverGrain and Envision decking. When pre-drilling, the drill bit diameter should be the same diameter as the fastener shank.

PLACEMENT Fasteners must be spaced so that no part of the fastener is within 3/4" from the end of the board and 1" from the edge of the board on square edge profiles of EverGrain and Envision. **Apart from the exception explicitly stated in the Grooved Edge Fastener Selection section of these instructions, face-fasteners should not be used with grooved profiles of EverGrain and Envision.**

Decking must be fastened at every joist perpendicular to the deck surface. Two fasteners are required at the end of the board. Make sure joists are level.



Install fasteners perpendicular to board surface.



SKIRTING EverGrain and Envision skirting must be fastened with three evenly spaced fasteners every 8" on a solid surface.

FASTENING (cont'd)

TIPS:

- **STRING LINE** The use of a string line to align fasteners/boards is recommended to enhance the appearance of your finished deck. **(Do not use a chalk line).**
- **FINISHING TOUCH** EverGrain deck material may swell over fastener heads. Gently hammer the material down to cover the fastener head. Pre-drill fastener holes and/or use a counter sink bit to minimize this from occurring.
- **COLD WEATHER** When installing in cold temperatures, a greater force is required to drive fasteners into the decking material.

CLEANING

Semi-annual cleaning of your deck is required. Prompt cleaning of stains is required.

FOR DETAILED CLEANING INFORMATION:

Please visit the care and cleaning section on our website at envisiondecking.com.

After cleaning, flush the surface of decking using a garden hose or a power washer hose with a fan-tip nozzle at a pressure not exceeding 1,000 psi to remove any excess cleaning agents.

IMPORTANT NOTE: Do not sand the surface to remove stains.

HANDLING

EverGrain and Envision decking products are heavier and more flexible than traditional wood products. Use care and do not attempt to lift or carry more decking than you can safely handle at one time. Proper clothing and safety glasses must be worn at all times when working with decking.

Store material on a rigid, smooth, flat surface. The unused material should be kept covered and supported every 24". If boards become bent, most can be bent back to their original shape during application.

Determination of the effectiveness, suitability, and safety of any application or use of EverGrain or Envision decking products is solely the responsibility of the homeowner, contractor, or installer. Building code regulations vary, and the homeowner, contractor or installer must consult local building and safety codes for specific requirements prior to the application of EverGrain or Envision decking products.

LIMITED WARRANTY

DECKING PRODUCTS BEGIN TO AGE AS SOON AS THEY ARE EXPOSED TO NATURE. BUILDINGS EXPERIENCE AGING FACTORS DIFFERENTLY, SO IT IS DIFFICULT TO PREDICT HOW LONG DECKING PRODUCTS WILL LAST. THAT'S WHY TAMKO PROVIDES A LIMITED WARRANTY FOR EVERGRAIN AND ENVISION THAT INCLUDES A BINDING ARBITRATION CLAUSE AND OTHER TERMS AND CONDITIONS WHICH ARE INCORPORATED HEREIN BY REFERENCE. YOU MAY OBTAIN A COPY OF THE LIMITED WARRANTY AT TAMKO.COM OR BY CALLING 1-800-641-4691. TAMKO Building Products, Inc. provides a 25-year Limited Warranty for EverGrain and Envision Products installed in accordance with these written instructions. Envision is also provided with a 25-year Stain Resistance Limited Warranty. **Returns of or claims for decking product due to any condition that was clearly apparent prior to application/ fastening of product, will not be considered after decking has been applied/fastened to deck structure, joist, etc. SEE TAMKO'S LIMITED WARRANTY FOR COMPLETE TERMS AND CONDITIONS.**

BUILDING CODE APPROVED

Evergrain square-edge and grooved-edge deck boards comply with building codes as detailed in ATI Evaluation Service Code Compliance Research Report CCRR-0177, available at archtest.com and TAMKO.com.

TAMKO Building Products, Inc.

P.O. Box 1404, Joplin, Missouri 64802-1404 envisiondecking.com

- Technical Services: 800-641-4691
- Warranty Services: 800-441-7190 • Customer Service: 800-253-1401

These application instructions were current at the time of printing. To obtain a copy of the most current version of the application instructions, visit us online at envisiondecking.com or call us at 800-641-4691.

