



fiberon[®]

**PRODUCT GUIDE
2018**



Symmetry Decking in Burnt Umber
with Warm Sienna edge boards.
Symmetry Railing in Tranquil White.



TABLE OF CONTENTS

Introduction	Pages 4-5
Why Fiberon?	Pages 6-7
Decking	Pages 8-21
Railing	Pages 22-27
Fasteners	Pages 28-33
Composite Cladding	Pages 34-37
Resources	Pages 38-43



Horizon Decking in Ipe.
Horizon Railing in White (metal balusters available by special order).

A photograph of a wooden deck with a white railing and black wicker furniture. The deck is made of dark brown wood planks. In the background, there are trees with autumn foliage and a brick wall. A large green plant in a black pot is on the right side of the deck. The text is overlaid on a dark rectangular background in the center of the image.

THE MAGIC OF OUTDOOR LIVING

Coffee and the morning paper. A glass of wine at sunset. Birthdays, barbecues, and blanket forts shared with a friend.

It all happens on your deck—that magical outdoor space where the world slows down, family and friends catch up, and simple moments become treasured memories.

Whatever your dream for outdoor living, let us help make it a reality.

WHY FIBERON?

EXCEPTIONAL

Composite decking offers clear advantages over wood.

BEAUTIFUL FROM START TO FINISH

If you haven't seen today's composite decking, you're in for a treat. Fiberon capped composites capture the warmth and beauty of natural and exotic hardwoods, complete with subtle streaking, varied grain patterns, and rich color palettes. And since capped composite decking doesn't fade or degrade like wood, the look you love today will still be there tomorrow.

LONGER LIFESPAN, LOWER COST OF OWNERSHIP

The average pressure-treated deck can cost thousands per year to maintain and will need replacing before you know it. Fiberon composite decks average less than \$50 in annual maintenance costs. Plus, Fiberon offers 25-year stain and fade and performance warranties, so you can buy and build with confidence.

SAFE FOR YOUR FAMILY, SAFE FOR THE ENVIRONMENT

Fiberon composite decking contains recycled plastics and lumber mill scraps – enough to prevent 60,000 tons of waste from reaching landfills and incinerators each year. Unlike wood, our composites prevent further deforestation, plus they are free of toxic chemicals and manufactured using sustainable processes.

PRODUCTS, EXPERT ADVICE

Choose the company that is with you every step of the way.

HELPFUL, CREDIBLE EXPERTS

Whether it's finding the optimal board color, designing a deck layout, or providing tips on selecting a contractor, Fiberon is here to help. We offer straightforward information and honest advice so you can make the best decisions for your unique space.

TOOLS YOU WANT, THE WAY YOU WANT THEM

Intuitive and easy to use, our Outdoor Living Visualizer, Deck Design Tool, and Cost Calculator work on multiple devices, so you can dream, design, and plan anywhere, anytime.

LOCAL ROOTS, GLOBAL REACH

Fiberon products are made in the United States, both in our home state of North Carolina and in Idaho. From these two locations, we distribute throughout North America and to more than two dozen countries in Europe, Asia, Australia, and Central and South America.



Symmetry Decking in Warm Sienna.
Symmetry Railing in Tranquil White.



DECKING

RECLAIM YOUR WEEKENDS

Free time was meant for rest and relaxation, not sanders and deck stain. Fortunately, Fiberon decking is incredibly easy to maintain. No more Saturdays spent sanding or re-staining your deck or paying someone else to do it. Our patented PermaTech® cap layer protects against spills, stains, and UV rays, while the solid composite construction means no splintering, cracking, or rotting. Wood decking simply can't compare.

And that means you'll have more time for what truly matters: family, fun, and making memories in that special corner of the world you call home.





BEST

SYMMETRY DECKING | BEAUTIFULLY BALANCED

The natural wood beauty is undeniable; the advanced composite technology, unbeatable. Saturated colors with multi-tonal streaking deliver authentic appeal you simply can't find elsewhere. The exclusive PermaTech cap layer protects against fading and staining, while the durable composite core ensures exceptional resistance to rotting, cracking, insects, and decay. This is nature and science in perfect harmony. This is Symmetry®.

- Low-gloss formula and micro-texturing create a unique matte finish
- Multi-toned streaking echoes elegant hardwoods
- Subtle grain patterns feature no discernible repeats
- Durable composite core resists splintering, rotting, cracking, insects, and decay
- Four-sided PermaTech cap layer resists staining and fading
- Finished surface on top and bottom is ideal for second-story decks or easy replacement of damaged boards

CHOOSE YOUR COLOR



The earthy color palette was inspired by natural elements and pigments.

GET THE DETAILS



Square Edge = .935 in. x 5.4 in.
Length: 20 ft. (12 ft. and 16 ft. by special order)



Grooved Edge = .935 in. x 5.4 in.
Lengths: 12 ft., 16 ft., and 20 ft.



Fascia: .75 in. x 11.25 in. x 12 ft.



Riser board: .75 in. x 7.25 in. x 12 ft.

Matching fascia and riser colors: Burnt Umber, Cinnabar, Graphite, and Warm Sienna



FYI

Symmetry Decking features more random natural graining than other decking. There are no visible repeats or easy-to-discern patterns, which gives the boards a more natural, authentic wood look.



Symmetry Decking in Cinnabar.

Horizon Railing in White (metal
balusters available by special order).

page 11 |

Symmetry Decking |

fiberondecking.com





BEST

HORIZON DECKING | DRAMATICALLY DIFFERENT

Bold and dramatic, Horizon® Decking delivers rich colors, elegant streaking, and distinct grain patterns. Four-sided capping ensures superior stain and fade resistance plus a polished appearance on top and bottom. Durable composite core resists splintering, cracking, rotting, insects, and decay. And all at a price that is comparable to others' non-reversible decking.

- Dramatic colors and streaking emulate exotic hardwoods
- Four-sided PermaTech cap layer resists staining and fading
- Reversible boards save time and money, reduce waste
- Priced comparably to others' non-reversible boards

CHOOSE YOUR COLOR



This collection is known for its distinctive, multi-tonal color palette.

GET THE DETAILS



Square Edge = .935 in. x 5.4 in.
Length: 20 ft. (12 ft. and 16 ft. by special order)



Grooved Edge = .935 in. x 5.4 in.
Lengths: 12 ft., 16 ft., and 20 ft.



Fascia: .75 in. x 11.25 in. x 12 ft.



Riser board: .75 in. x 7.25 in. x 12 ft.

Matching fascia and riser colors: Ipe, Rosewood*, Tudor Brown*, and Castle Gray



**Available by special order.*

FYI

If you have an open space beneath your deck, a reversible board like Horizon ensures a clean, finished look on the bottom as well as the top.



BEST





PARAMOUNT PVC DECKING

READY FOR ANYTHING

Able to withstand moisture, dents, and even flames, Paramount® Decking truly is ready for anything. Plus, it's slip resistant, easy to maintain, and approved for use in Wildland Urban Interface (WUI) zones. And so tough it carries a Limited Lifetime Warranty.

- Ideal for waterside applications (no organic content)
- Lightweight, easy-to-handle boards
- Resists moisture, dents, and flames
- Offers exceptional slip resistance when dry or wet
- Approved for use in Wildland Urban Interface (WUI) zones

CHOOSE YOUR COLOR



Three multi-tonal colors and one solid color provide plenty of design options.

GET THE DETAILS



Square Edge = 1 in. x 5.5 in.
Length: 20 ft.



Grooved Edge = 1 in. x 5.5 in.
Lengths: 12 ft., 16 ft., and 20 ft.



Fascia: .50 in. x 11.25 in. x 12 ft.

Complementary fascia colors: Brown, Sand, and Mineral/Flagstone



FYI

Lightweight Paramount is wood-free, so there's no organic content to promote mold growth. It's an ideal choice for docks and other waterside applications.






Paramount PVC Decking
in Sandstone.
Horizon Railing in White.

PROTECT ADVANTAGE DECKING | ALL-AROUND PERFORMER

Style, durability, and easy maintenance — ProTect Advantage® Decking has it all. Available in three gorgeous colors with multi-tonal streaking, these boards feature our exclusive PermaTech cap layer on three sides for exceptional resistance to staining and fading. Solid composite core resists splintering, cracking, rotting, insects, and decay. A 25-year warranty provides added peace of mind.

- Features PermaTech cap layer on three sides for stain and fade resistance
- Offers a look comparable to premium hardwoods
- Quality composite construction enhances durability, ensures longevity
- Great choice for lower-level decks
- ProTect Advantage FR is approved for use in Wildland Urban Interface (WUI) zones (available by special order)

CHOOSE YOUR COLOR



Enjoy the look of premium hardwoods without the work.

GET THE DETAILS



Square Edge = .93 in. x 5.3 in.
Length: 20 ft.



Grooved Edge = .93 in. x 5.3 in.
Lengths: 12 ft., 16 ft., and 20 ft.



Fascia: .75 in. x 11.25 in. x 12 ft.



Riser board: .75 in. x 7.25 in. x 12 ft.

Matching fascia and riser colors: Chestnut, Gray Birch, and Western Cedar*



**Available by special order.*

FYI

Wildland Urban Interface (WUI) zone is the name given to land that sits between natural woodlands and developed areas.




GOOD LIFE DECKING | MORE FOR YOUR MONEY


Good Life Decking offers an unbeatable combination of price, performance, and looks. It's easy to maintain and features a three-sided, pre-finished surface that resists staining and fading. Solid composite construction ensures no splintering, cracking, or decay. Break away from the limitations of wood without breaking the bank.

- Smart option with price point closer to wood
- Capped on three sides with protective finish
- Durable and long lasting

CHOOSE YOUR COLOR



Cabin



Cottage

Colors resemble traditional painted or stained decking.

GET THE DETAILS



Square Edge = .93 in. x 5.25 in.
Length: 20 ft.



Grooved Edge = .93 in. x 5.25 in.
Lengths: 12 ft., 16 ft., and 20 ft.



Fascia: .75 in. x 11.25 in. x 12 ft.

Matching fascia colors: Cabin and Cottage



FYI

Good Life Decking gives you a like-wood appearance and popular color options, all at a price point that's closer to pressure-treated lumber. Why settle?




COLOR | MAKE A STATEMENT

Do you gravitate toward classic styles, crave globally-inspired designs, or prefer a more relaxed, coastal vibe? Just as you select furnishings to create a mood, your deck board color will also influence the look and feel of your outdoor space.



GRAYS

With undercurrents of blue or sandy beige, gray evokes thoughts of rocky shorelines and weathered wood. The perfect choice for coastal homes, gray boards add quiet sophistication to urban spaces as well.




Symmetry Graphite



Horizon Castle Gray

GOLDEN BROWNS

This category covers everything from golden tans to light brown. Warm and natural, these shades complement any architecture. No wonder it's the most popular color family for decking.




Symmetry Warm Sienna



Horizon 1pe

CLASSIC BROWNS

From rich mid-tones to deepest brown, these colors add depth and drama to your space. The darker choices are especially well-suited to Craftsman-style or Mediterranean homes.



Symmetry Burnt Umber



Horizon Tudor Brown*



ProTect Advantage Chestnut



Good Life Cabin

**Available by special order.*

Actual colors may vary from photographs.




Paramount Mineral



Paramount Flagstone




ProTect Advantage Gray Birch



Good Life Cottage




Paramount Brownstone



Paramount Sandstone

REDDISH BROWNS

Timeless, classic, and yet still a bit unique: that's red. For warmth, energy, and landscaping that pops, consider rich Cinnabar, elegant Rosewood, or always appealing Western Cedar.



Symmetry Cinnabar



Horizon Rosewood*



ProTect Advantage Western Cedar*



Symmetry Decking in Warm Sienna.
Symmetry Railing in Tranquil White with custom inset.



RAILING

PUT DOWN YOUR PAINT BRUSH

What's more painful than a splinter from your old wood railing? Spending your weekend repainting that railing. With Fiberon composite railing, there's no sanding, scraping, or repainting. And definitely no splinters.

Drop the paint brush. Free time is calling.

BEST

SYMMETRY RAILING | STRONG IS STYLISH

From its understated satin finish to its clever sub-rail reinforcement, Symmetry Railing is the ideal balance of looks and strength. The sculpted top rail imparts a touch of sophistication. Three color choices and two baluster options create multiple design options. Best of all, the smart composite construction and protective bonded cap layer eliminate work and worries. Sit back and enjoy the view.

- Refined satin finish adds elegance
- Composite construction ensures lasting durability
- Reinforced top rail provides a strong, sturdy feel
- Hidden hardware gives a clean look
- Compatible with ADA handrail system, available via special order

CHOOSE YOUR COLOR



Top Rail = 2.95 in. x 2.95 in. Bottom Rail = 2.5 in. x 2 in.

GET THE DETAILS

Rails and infill

Sold in line/stair sections as follows:

- 6 ft. sections and 8 ft. sections for 36 in. rail height
- 6 ft. sections and 8 ft. sections for 42 in. rail height

These sections include top and bottom rails, balusters, crush blocks and holders, and mounting hardware.

Choose from beveled composite balusters or round metal balusters.

Post Caps, Sleeves, and Skirts

Post sleeve kit includes:

- Post sleeve: 5 in. x 5 in. x 39 in. or 45 in. lengths
- Post cap: 5 in. x 5 in.
- Post skirt: 5 in. x 5 in.

Also sold separately:

- Post sleeve: 5 in. x 5 in. x 39 in., 45 in., or 108 in. lengths
- Post cap: 5 in. x 5 in.
- Post skirt: 5 in. x 5 in.






BETTER

HORIZON RAILING | ENGINEERED FOR ENJOYMENT

For a custom space and the free time to enjoy it, consider Horizon Railing. The flat top rail provides a clean look, as well as a handy place to rest your drink. Available in goes-with-anything White, Horizon Railing adds timeless appeal to any architecture or design aesthetic. Solid composite construction prevents cracking, splintering, or decay, while the protective outer cap resists spills, stains, and UV rays. Your new railing will be safe, stylish, and so easy to maintain.

- Drink-friendly top rail is ideal for entertaining
- Clean lines and style complement any home
- Versatile dagger system enables faster baluster installation
- Compatible with ADA handrail system, available via special order

AVAILABLE IN WHITE



Top Rail = 3.75 in. x 2.5 in. Bottom Rail = 3.5 in. x 1.75 in.

GET THE DETAILS

Rails and infill

Sold in line or stair sections as follows:

- 6 ft. line section and 8 ft. line section for 36 in. rail height
- 8 ft. stair section for 42 in. rail height

Line sections include top and bottom rails, mounting hardware, adjustable crush blocks, baluster inserts, and square composite or black round metal* balusters.

Stair sections include top and bottom rails, mounting hardware, baluster inserts, and square composite balusters or black round metal* balusters.

Post Caps, Sleeves, and Skirts

Post sleeve kit includes:

- Post sleeve: 4 in. x 4 in. x 39 in. length
- Post cap: 4 in. x 4 in.
- Post skirt: 4 in. x 4 in.

Also available individually:

- Post sleeve: 4 in. x 4 in. x 48 in. length
- Post cap: 4 in. x 4 in.
- Post skirt: 4 in. x 4 in.



**Available by special order.*





Horizon Decking in Rosewood.
Horizon Railing in White.



Symmetry Decking in Warm Sienna.

A top-down view of a wooden deck. Two white ceramic coffee cups filled with dark coffee are positioned on the left. A large, light green succulent plant is on the right. A purple crocheted blanket is draped across the bottom left. A glass lantern with a lit candle is in the top right corner. A dark grey rectangular box with a thin white border is centered in the lower half of the image, containing text.

DECK FASTENERS

THE RIGHT HARDWARE FOR THE JOB

Small details make a big difference. Like fasteners. Whether undercover or on the surface, the right fastener keeps decking secure and creates a polished appearance that's a treat for your eyes as well as your toes.

FIBERON PHANTOM | HIDDEN FASTENERS

FIBERON PHANTOM UNIVERSAL HIDDEN FASTENER

The new Fiberon Phantom® Universal Hidden Deck Fastener is incredibly easy to install, helps minimize lateral board movement, and works with most leading grooved composite decking brands.

- Black HDPE fastener with pre-inserted screw practically disappears between deck boards
- Carbon steel-coated screw helps to prevent rust and corrosion
- Patented “teeth” help prevent lateral board movement
- Pre-inserted screw enables easy one-touch installation
- Self-gapping design ensures consistent 3/16 in. spacing between every board
- Outperforms leading plastic fastener per independent laboratory testing
- Screw removes easily to swap out a damaged board

FIBERON PHANTOM GT AND PHANTOM EC

Tried and true, Fiberon Phantom GT, Phantom EC, and Phantom 20EC fasteners ensure lasting hold in a traditional metal fastener design.

- Made from stainless steel with corrosion-resistant coating
- More “teeth” and sharper curves grip deck boards for a stronger hold to the joist
- Keyhole design properly orients and seats the screw for optimal installation
- Butt Joint Fasteners eliminate the need to double joist or use two fasteners at joints
- End Clip Fasteners eliminate surface fasteners on the beginning and end boards of the deck
- Phantom GT fasteners work with interior deck boards
- Phantom EC (End Clip) fasteners work with perimeter boards
- Phantom 20EC (End Clip) fasteners are designed specifically for use with Paramount PVC perimeter boards

HOW THEY WORK



Hidden clips ensure a smooth surface and more seamless transition from indoor to outdoor spaces.



For the Phantom universal fastener, the clip is installed into the groove. Then, a screw is driven straight down into the joist (90° angle).



For all other Phantom fasteners, the clip is installed into the groove and a screw is driven into the joist at an angle.

HOW TO PURCHASE

Phantom Universal Hidden Fasteners

- Use with interior boards
- Available in boxes of 90 (50 sq. ft. of coverage) for 16-in. on-center installations
- Also available in buckets of 900 (500 sq. ft. of coverage) for 16-in. on-center installations



Phantom GT Line Hidden Fasteners

- Use with interior boards
- Available in boxes of 90 (50 sq. ft. of coverage) for 16-in. on-center installations
- Also available in buckets of 900 (500 sq. ft. of coverage) for 16-in. on-center installations



Phantom EC (End Clip) Hidden Fasteners

- Use with perimeter boards
- Available in bags (25 lineal ft. of coverage) that include 25 clips, 40 screws, and a driver bit for 12 in. on-center installations



Phantom 20EC (End Clip) Hidden Fasteners

- Use with Paramount PVC Decking perimeter boards
- Available in bags (25 lineal ft. of coverage) that include 25 clips, 40 screws, and a driver bit for 12 in. on-center installations




Fiberon Ballistic Nailscrew Driver

- Use with Phantom Ballistic Nailscrew fasteners
- Kit includes driver, swivel hose fitting, belt hook, safety glasses, Allen wrench, and oil



Fiberon Phantom Ballistic Nailscrew Fasteners

- Use with Phantom Ballistic Nailscrew Driver to secure boards quickly
- Available in 900-count buckets (500 sq. ft. of coverage) for 16 in. on-center installations.
- Bucket includes 800 stainless steel line fasteners, 100 stainless steel butt joint fasteners, 950 Ballistic Nailscrews, and two driver bits.
- Compatible for use on ACQ-treated wood.



FIBERON CORTEX SCREWS | HIDDEN FACE FASTENERS

- Installed on the board's surface
- Use with square edge or grooved edge boards
- A color-matched plug made from Fiberon decking minimizes the appearance of hardware
- Pre-drilling is required at 40° or below. We strongly recommend pre-drilling in all instances
- May be used on stairs
- Not for use on fascia or risers, or with Good Life Decking

HOW THEY WORK




A special driving tip automatically puts the Cortex® screw at a precise depth. Then, the color-matched plug is tapped in with a hammer.

HOW TO PURCHASE

Cortex Hidden Face Fasteners

- Use to secure interior and perimeter boards as well as stairs
- Available in boxes for 12 in. on-center installations (100 l/f of coverage) or 16 in. on-center installations (140 l/f of coverage)
- Available in buckets (300 l/f of coverage) that contain 1,050 2-1/2 in. screws, 1,200 color-matched plugs, and six setting tools



Symmetry Decking in Warm Sienna and Burnt Umber.

FASTENER COMPATIBILITY CHART | FIBERON DECKING APPLICATION

HIDDEN FASTENING

DECKING	SYMMETRY	HORIZON	PARAMOUNT PVC	PROTECT ADVANTAGE	GOOD LIFE
Interior Boards	Phantom GT Phantom Universal	Phantom GT Phantom Universal	Tiger Claw TC-G hidden fasteners	Phantom GT Phantom Universal	Phantom GT Phantom Universal
Perimeter Boards	Phantom EC Fasteners	Phantom EC Fasteners	Phantom 20EC Fasteners	Phantom EC Fasteners	Phantom EC Fasteners

FACE FASTENING

DECKING	SYMMETRY	HORIZON	PARAMOUNT PVC	PROTECT ADVANTAGE	GOOD LIFE
Interior Boards	Cortex screws or 2.5 in. #8 composite decking screws	Cortex screws or 2.5 in. #8 composite decking screws	Cortex screws or 2.5 in. #8 composite decking screws	Cortex screws or 2.5 in. #8 composite decking screws	2.5 in. #8 - #10 stainless steel or composite screws
Perimeter Boards	Cortex screws or 2.5 in. #8 composite decking screws	Cortex screws or 2.5 in. #8 composite decking screws	Cortex screws or 2.5 in. #8 composite decking screws	Cortex screws or 2.5 in. #8 composite decking screws	2.5 in. #8 - #10 stainless steel or composite screws
Fascia	2.5 in. #8 - #10 stainless steel or composite screws	2.5 in. #8 - #10 stainless steel or composite screws	2.5 in. #8 - #10 stainless steel or composite screws	2.5 in. #8 - #10 stainless steel or composite screws	2.5 in. #8 - #10 stainless steel or composite screws
Risers	2.5 in. #8 - #10 stainless steel or composite screws	2.5 in. #8 - #10 stainless steel or composite screws	N/A	2.5 in. #8 - #10 stainless steel or composite screws	N/A

**Do not use Cortex screws with Good Life Decking. The scalloped bottom on Good Life boards does not provide sufficient material for the screw to "grab," meaning a less secure installation and a far greater risk of cracking due to pressure/vibrations over time. Instead, we recommend 2.5-inch #8 or #10 stainless steel or composite screws.





Fiberon Composite Cladding in Horizon Ipe.

A modern building exterior featuring composite cladding. The left side shows a balcony with a railing and a small window. The right side features a large, multi-paned window reflecting the sky and trees. The foreground is dominated by a wooden planter box filled with green plants. A dark, semi-transparent text box is overlaid on the lower half of the image.

COMPOSITE CLADDING

IDEAL FOR RAIN SCREEN APPLICATIONS

Beautiful, durable Fiberon composite cladding provides authentic wood looks without the wood maintenance. It's the ideal choice for rain screen applications.

FIBERON CLADDING

DISCOVER THE DIFFERENCE





A key element in an effective rain screen system is durable exterior cladding. Unlike typical cladding options, Fiberon composite cladding will not fade, crack, peel, or develop mold and mildew stains. Maintenance is minimal, which minimizes long-term costs of ownership, and water absorption is negligible. Plus, Fiberon cladding is available in a range of naturally beautiful wood tones that will complement any commercial or residential rain screen application.

- Contains 94% recycled content
- Thick, solid profiles feature embossed grain patterns
- Matte or smooth finishes offer subtle or dramatic multi-tonal streaking
- Boards work in vertical, horizontal, or diagonal applications
- Safe and easy to cut (no carcinogens released during cutting)
- Easy to install (no special tools or trade-specific labor needed)

EXTENSIVE COLOR PALETTE





Fiberon Symmetry

Matte finish with subtle streaking



Fiberon Horizon

Smooth finish with dramatic streaking



AVAILABLE LENGTHS

Square edge boards are offered in 20-ft. lengths (standard) or 12-ft. and 16-ft. lengths (by special order).






INDUSTRY-LEADING WARRANTIES

- 25-year performance limited residential warranty
- 20-year finish limited residential warranty
 - 20 years cracking and delamination
 - 5 years fading; color change of 5 delta E
- 10-year performance and finish limited commercial warranty
 - 10 years cracking and delamination

**Rosewood and Tudor Brown available by special order.*



CLADDING COMPARISON CHART

CLADDING OPTIONS	FIBERON COMPOSITE CLADDING	FIBER CEMENT SIDING	WOOD LAP SIDING	STUCCO	BRICK AND STONE MASONRY
					
APPEARANCE	<ul style="list-style-type: none"> • Authentic wood grain and color variation. • No fading. • No cracking or decay. 	<ul style="list-style-type: none"> • Painted. • No multi-tonal streaking. • Can fade. 	<ul style="list-style-type: none"> • Color fades, chips, and can stain. • Can develop mold and mildew stains. 	<ul style="list-style-type: none"> • Prone to cracking. • Limited trim options. 	<ul style="list-style-type: none"> • Authentic look.
EASE OF INSTALLATION	<ul style="list-style-type: none"> • Boards are prefinished; no extra steps required. Reduces labor time/expense. • Install with Cortex screws or composite material screws. • Longer board lengths reduce splices and labor. • No carcinogens released during cutting. • Can be installed with workers on ladders instead of scaffolding. 	<ul style="list-style-type: none"> • Difficult to cut. • OSHA requires exposure controls and protective equipment. • Can break under its own weight. Careful handling required. 	<ul style="list-style-type: none"> • Requires multiple trades to install and finish. 	<ul style="list-style-type: none"> • Labor intensive. • Requires 2- to 3-step application plus paint. • All layers must be uniform to perform well. • Requires two layers/ applications of building paper or wrap plus lath reinforcing. • Heavy; scaffolding required when installing on second story or higher. 	<ul style="list-style-type: none"> • Labor intensive. • Requires wider foundation wall to support its own weight and accommodate code-required 1-inch air space. • Heavy; scaffolding required when installing on second story or higher. • Requires steel support lintels over windows, doors, and gable ends. • Requires brick ties, thru-wall flashings, and weep holes for water drainage.
REQUIRES SPECIAL TOOLS OR TRADE-SPECIFIC LABOR	No	Yes	No	Yes	Yes
DURABILITY	<ul style="list-style-type: none"> • Won't crack, splinter, peel, rot, decay, or suffer insect infestation. 	<ul style="list-style-type: none"> • Brittle. Can fracture if nailed close to edge. • Finish and face can spall (flake or break off) in cold environments. 	<ul style="list-style-type: none"> • Splits and splinters. • Prone to fading. 	<ul style="list-style-type: none"> • Prone to cracking. 	<ul style="list-style-type: none"> • Can spall when exposed to moisture.
WATER ABSORPTION	Negligible	Depends on quality and age of finish.	Depends on quality and age of finish.	Always	Always
AFFECTED BY FREEZE/THAW CYCLES	No	Yes	Yes	Sometimes	Sometimes
WARRANTY	10-year Commercial 25-year Residential	Varies by manufacturer. Weathering/fading usually not covered.	None	None	None
CONTAINS RECYCLED CONTENT	Yes-94%	No	No	No	No



Symmetry Decking in Cinnabar.
Symmetry Railing in Tranquil White.



RESOURCES

HOW TO GO FROM DREAMING TO DONE

Start with a comfy chair and your trusty laptop or tablet. Then, use our suite of online tools and handy reference charts to get the information you need to bring your deck dreams to life.

ONLINE TOOLS | YOUR ULTIMATE OUTDOOR SPACE BEGINS HERE

DREAM IT. Find ideas and inspiration in our Product Gallery and Contractor Gallery.

The **Product Gallery** features completed projects as well as detailed views of specific products, so you'll gain an appreciation for color options and grain detail.



PICTURE IT. Unleash your inner deck designer and have some fun.

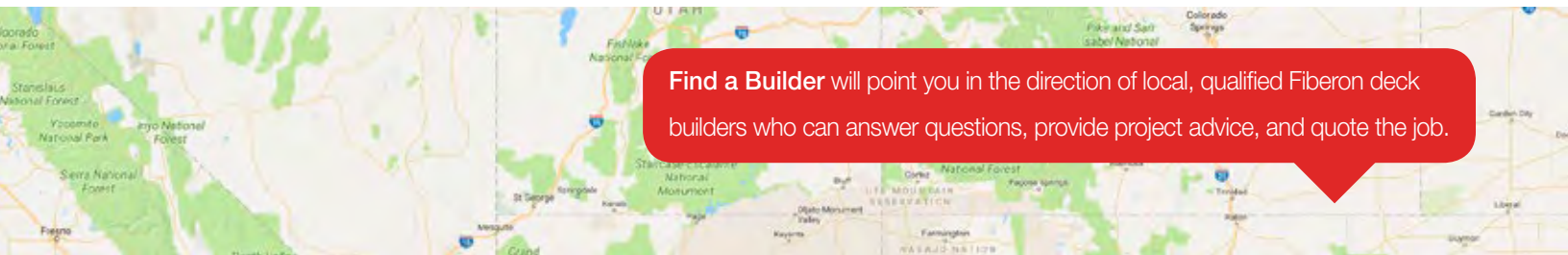
Not sure which board color works best with your siding? Wondering whether to match your railing or go for dramatic contrast? Use our **Outdoor Living Visualizer** to find the answers. Choose from any combination of decking and railing, and discover how great your home would look with Fiberon composite cladding. The sky's the limit.




Every project has a budget, and our new **Cost Calculator** can help you determine yours. Simply enter the deck dimensions, select your preferred materials, and receive a cost estimate to help you plan a workable budget.



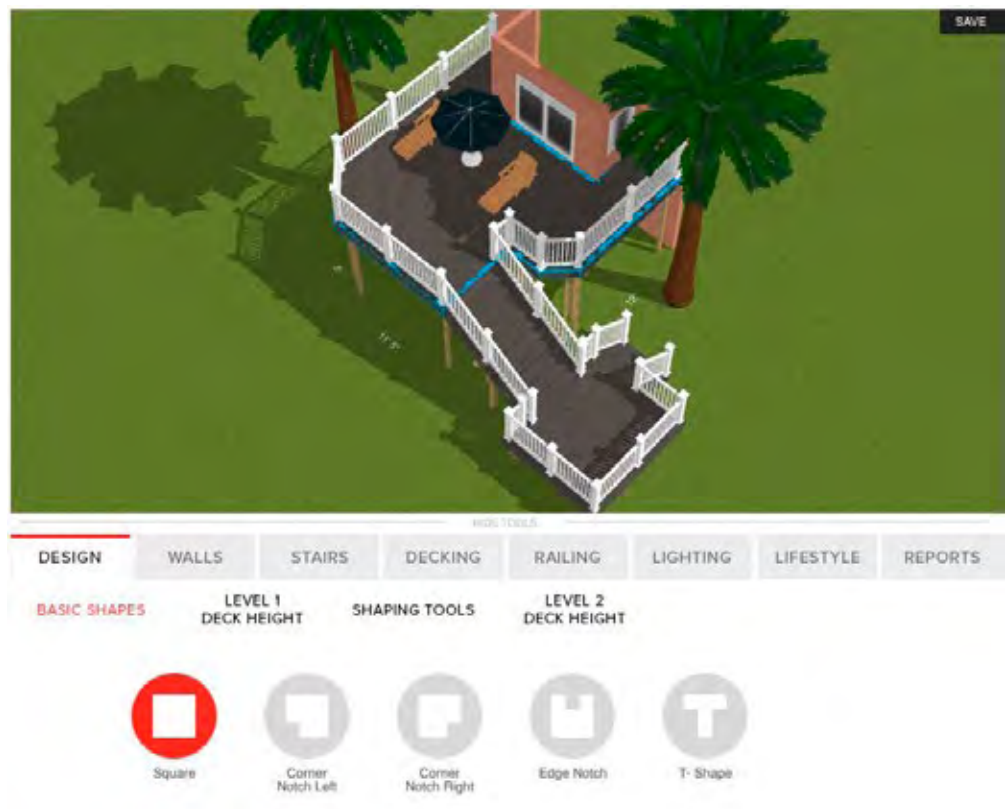
DO IT. It's time to build. We can help.



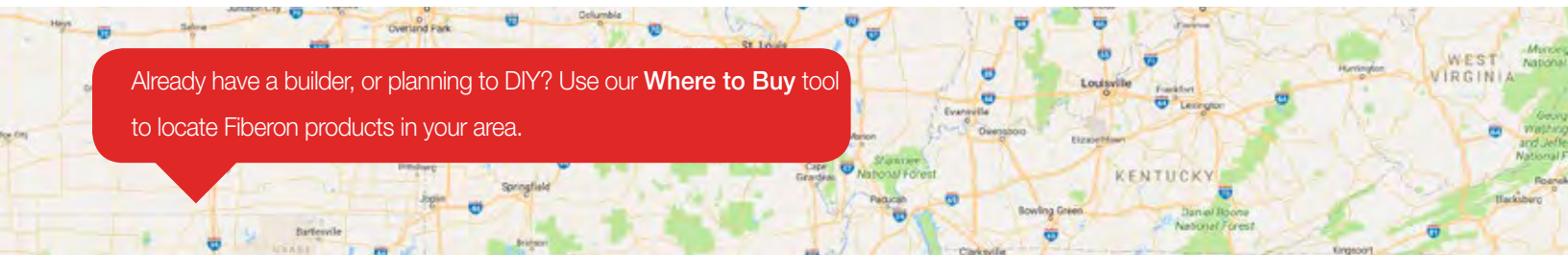
Skilled contractors showcase their work in our **Contractor Gallery**. It's a great place to explore various deck designs and elevations.



Found your ideal color combination? Try our **Deck Design Tool**. Whether it's a multi-level deck with an outdoor kitchen or a simple rectangle with a cozy conversation nook, you can create your ultimate space and get a 3-D rendering and materials list down to the final fastener.













Already have a builder, or planning to DIY? Use our **Where to Buy** tool to locate Fiberon products in your area.











TECHNICAL SPECIFICATIONS

DECKING. RAILING.

DECKING	SYMMETRY	HORIZON	PARAMOUNT PVC	PROTECT ADVANTAGE	GOOD LIFE
Board Profile Dimensions	Flat bottom .935 in. x 5.4 in.	Flat bottom .935 in. x 5.4 in.	Flat bottom 1 in. x 5.5 in.	Flat bottom .93 in. x 5.25 in.	Scalloped bottom .93 in. x 5.25 in.
Square Edge Profile					
Grooved Edge Profile					
Reversible	Yes	Yes	No	No	No
Material	Wood-plastic composite core with co-extruded PermaTech cap on 4 sides	Wood-plastic composite core with co-extruded PermaTech cap on 4 sides	Cellular Foam Polymer with co-extruded cap on 3 sides	Wood-plastic composite core with co-extruded PermaTech cap on 3 sides	Wood-plastic composite core with co-extruded PermaTech cap on 3 sides
Multi-chromatic	Burnt Umber, Cinnabar, Graphite, and Warm Sienna	Ipe, Castle Gray, Rosewood*, and Tudor Brown*	Sandstone, Brownstone, and Flagstone	Chestnut, Gray Birch and Western Cedar*	N/A
Solid Colors	N/A	N/A	Mineral	N/A	Cabin and Cottage
Limited Performance Warranty	25-Year	25-Year	Lifetime	25-Year	25-Year
Stain and Fade Warranty	25-Year	25-Year	N/A	25-Year	25-Year
Square Edge Lengths	12, 16, and 20 ft.**	12, 16, and 20 ft.**	20 ft.	20 ft.	20 ft.
Grooved Edge Lengths	12, 16, and 20 ft.	12, 16, and 20 ft.	12, 16, and 20 ft.	12, 16, and 20 ft.	12, 16, and 20 ft.
Span Limitations					
Perpendicular to joist:	16 in.	16 in.	12 in.	16 in.	16 in.
Up to 45° angle to joist:	12 in.	12 in.	12 in.	12 in.	12 in.
Stair tread spacing:	9 in.	9 in.	12 in.	9 in.	7 in.
Fascia Available	.75 in. x 11.25 in. x 12 ft. All colors *	.75 in. x 11.25 in. x 12 ft. All colors*	.75 in. x 11.75 in. x 12 ft. All colors	.75 in. x 11.25 in. x 12 ft. All colors*	.75 in. x 11.25 in. x 12 ft. All colors
Risers Available	.75 in. x 7.25 in. x 12 ft. All colors	.75 in. x 7.25 in. x 12 ft. All colors	No	.75 in. x 7.25 in. x 12 ft. All colors	No

*Rosewood, Tudor Brown, and Western Cedar by special order.

**Square edge 12 ft. and 16 ft. boards available by special order.

RAILING	SYMMETRY	HORIZON
Profile Dimensions	 Top Rail: 2.95 in. x 2.95 in.  Bottom Rail: 2.5 in. x 2 in.	 Top Rail: 3.75 in. x 2.5 in.  Bottom Rail: 3.5 in. x 1.75 in.
Material	Premium quality composite with permanent PVC surface.	Premium quality composite with permanent PVC surface.
Colors	Tranquil White, Serene Black, and Simply Brown	White
Limited Performance Warranty	25-Year	20-Year
Line / Stair Sections	6 ft. and 8 ft.	6 ft. and 8 ft. line sections / 8 ft. stair sections
Rail Heights	36 in. or 42 in. rail heights	36 in. line or 42 in. stair rail heights
Post Sleeve Kit Components also sold separately. See pages 24 and 26 for details.	Post sleeve: 5 in. x 5 in. x 39 in. or 45 in. Post cap: 5 in. x 5 in. Post skirt: 5 in. x 5 in.	Post sleeve: 4 in. x 4 in. x 39 in. Post cap: 4 in. x 4 in. Post skirt: 4 in. x 4 in.
Available Baluster Styles, Profiles, and Dimensions	Beveled Composite 1.25 x 1.25 x 29.5 in.  1.25 x 1.25 x 35.5 in.	Square Composite 1.25 x 1.25 x 29.5 in.  1.25 x 1.25 x 35.5 in.
	Round Metal (Black) .75 in. diameter  29.5 in. and 35.5 in. for line 30 in. and 36 in. for stairs	Round Metal (Black)* .75 in. diameter  29.5 in. and 35.5 in. for line 30 in. and 36 in. for stairs

*Available by special order.



Symmetry Decking in Burnt Umber with Warm Sienna edge boards.
Symmetry Railing in Tranquil White.



MKT LT FB GUIDE 18

fiberon[®]

fiberondecking.com | 1.800.573.8841

Fiberon, Paramount, Horizon, Permatech, ProTect Advantage, Phantom, and Symmetry are trademarks of Fiber Composites, LLC, registered in the U.S. and other countries.

Get to know us even better.



Pinterest

houzz

Made in the USA